



# MG150HF12TLC1

## IGBT Modules

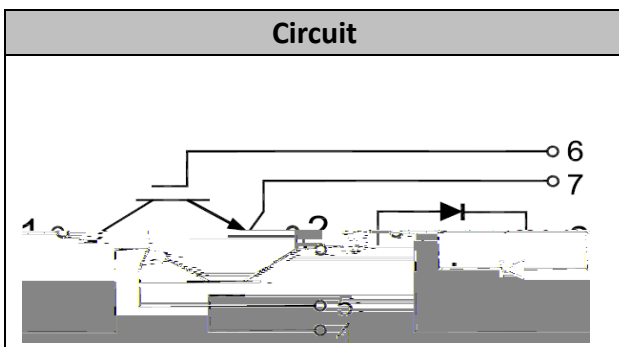
**V<sub>CES</sub>**            1200V  
**I<sub>C</sub>**                 150A

## Applications

- Inverter for motor drive
- AC and DC servo drive amplifier
- UPS (Uninterruptible Power Supplies)
- Soft switching welding machine

## Features

- Low V<sub>ce(sat)</sub> with Trench technology
- V<sub>ce(sat)</sub> with positive temperature coefficient
- High short circuit capability(10us)
- Including ultra fast & soft recovery anti-parallel FWD
- Low inductance
- Maximum junction temperature 175°C



## ● IGBT

### Absolute Maximum Ratings

Parameter	Symbol	Conditions	Value	Unit
Collector-Emitter Voltage	V <sub>CES</sub>	V <sub>GE</sub> =0V, I <sub>C</sub> =1mA, T <sub>vj</sub> =25°C	1200	V
Continuous Collector Current	I <sub>C</sub>	T <sub>c</sub> =100°C	150	A
Repetitive Peak Collector Current	I <sub>CRM</sub>	t <sub>p</sub> =1ms	300	A
Gate-Emitter Voltage	V <sub>GES</sub>	T <sub>vj</sub> =25°C	±20	V
Total Power Dissipation	P <sub>tot</sub>	T <sub>c</sub> =25°C T <sub>vjmax</sub> =175°C	968	W



# MG150HF12TLC1

## Characteristic values

Parameter	Symbol	Conditions	Value			Unit	
			Min.	Typ.	Max.		
Gate-emitter Threshold Voltage	$V_{GE(th)}$	$V_{GE}=V_{CE}, I_C=5mA, T_{vj}=25^{\circ}C$	5.0	5.7	6.5	V	
Collector-Emitter Cut-off Current	$I_{CES}$	$V_{CE}=1200V, V_{GE}=0V, T_{vj}=25$			1.0	mA	
Collector-Emitter Saturation Voltage	$V_{CE(sat)}$	$I_C=150A, V_{GE}=15V, T_{vj}=25^{\circ}C$		1.90	2.20	V	
		$I_C=150A, V_{GE}=15V, T_{vj}=125^{\circ}C$		2.20			
Input Capacitance	$C_{ies}$	$V_{CE}=25V, V_{GE}=0V,$ $f=1MHz, T_{vj}=25$		9.8		nF	
Reverse Transfer Capacitance	$C_{res}$			0.48		nF	
Internal Gate Resistance	$R_{gint}$			2.5		$\Omega$	
Gate-Emitter leakage current	$I_{GES}$	$V_{CE}=0V, V_{GE}=20V, T_{vj}=25^{\circ}C$			400	nA	
Turn-on Delay Time	$t_{d(on)}$	$I_C=150A$ $V_{CE}=600V$ $V_{GE}=\pm 15V$ $R_G=5.1$ $T_{vj}=25^{\circ}C$		185		ns	
Rise Time	$t_r$			55		ns	
Turn-off Delay Time	$t_{d(off)}$			360		ns	
Fall Time	$t_f$			115		ns	
Energy Dissipation During Turn-on Time	$E_{on}$			15.4		mJ	
Energy Dissipation During Turn-off Time	$E_{off}$			11.6		mJ	
Turn-on Delay Time	$t_{d(on)}$		$I_C=150A$ $V_{CE}=600V$ $V_{GE}=\pm 15V$ $R_G=5.1$ $T_{vj}=125^{\circ}C$		200		ns
Rise Time	$t_r$				60		ns
Turn-off Delay Time	$t_{d(off)}$			420		ns	
Fall Time	$t_f$			120		ns	
Energy Dissipation During Turn-on Time	$E_{on}$			23.2		mJ	
Energy Dissipation During Turn-off Time	$E_{off}$						



# MG150HF12TLC1

---

- **Diode**

**Absolute Maximum Ratings**

Parameter	Symbol	Conditions	Value	Unit
-----------	--------	------------	-------	------



# MG150HF12TLC1

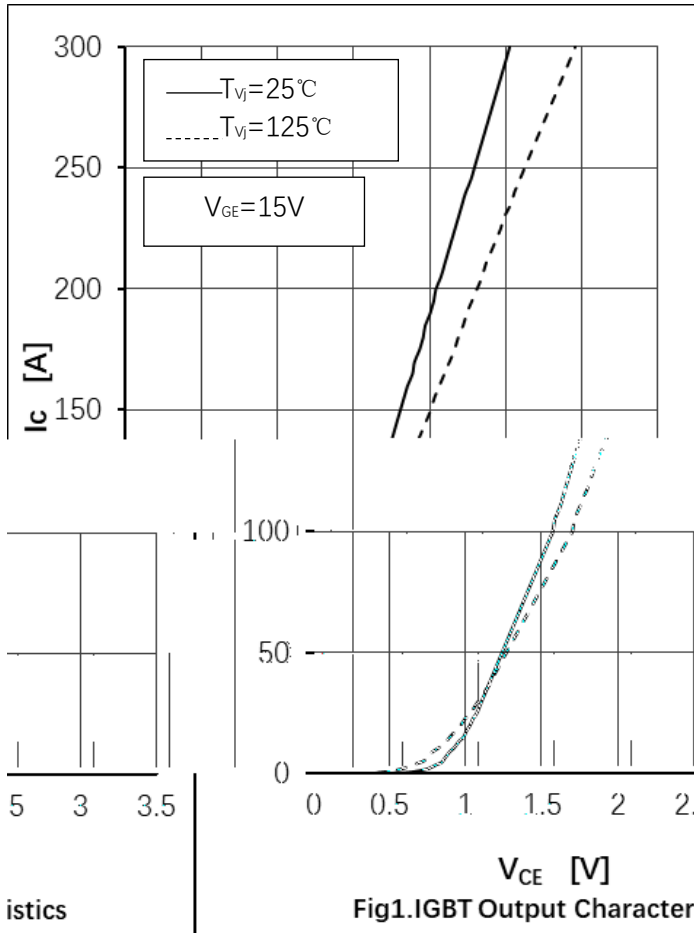
## ● Module Characteristics

$T_c=25^{\circ}\text{C}$  unless otherwise specified

Parameter	Symbol	Conditions	Value			Unit
			Min.	Typ.	Max.	
Isolation voltage	$V_{\text{isol}}$	$t=1\text{min}, f=50\text{Hz}$	2500			V
Maximum Junction Temperature	$T_{\text{jmax}}$				175	$^{\circ}\text{C}$
Operating Junction Temperature	$T_{\text{vjop}}$		-40		150	$^{\circ}\text{C}$
Storage Temperature	$T_{\text{stg}}$		-40		125	$^{\circ}\text{C}$
Thermal Resistance Junction-to Case	$R_{\theta\text{JC}}$	per IGBT			0.155	K/W
		per Diode			0.29	
Thermal Resistance Case-to Sink	$R_{\theta\text{CS}}$	Conductive grease applied		0.05		K/W
Module Electrodes Torque	$M_t$	Recommended(M5)	2.5		5.0	N·m
Module-to-Sink Torque	$M_s$	Recommended(M6)	3.0		5.0	N·m
Weight of Module	G			150		g



# MG150HF12TLC1



—  $T_{vj}=25^{\circ}\text{C}$   
- - -  $T_{vj}=125^{\circ}\text{C}$

V V

istics

— Eon  
- - - Eoff

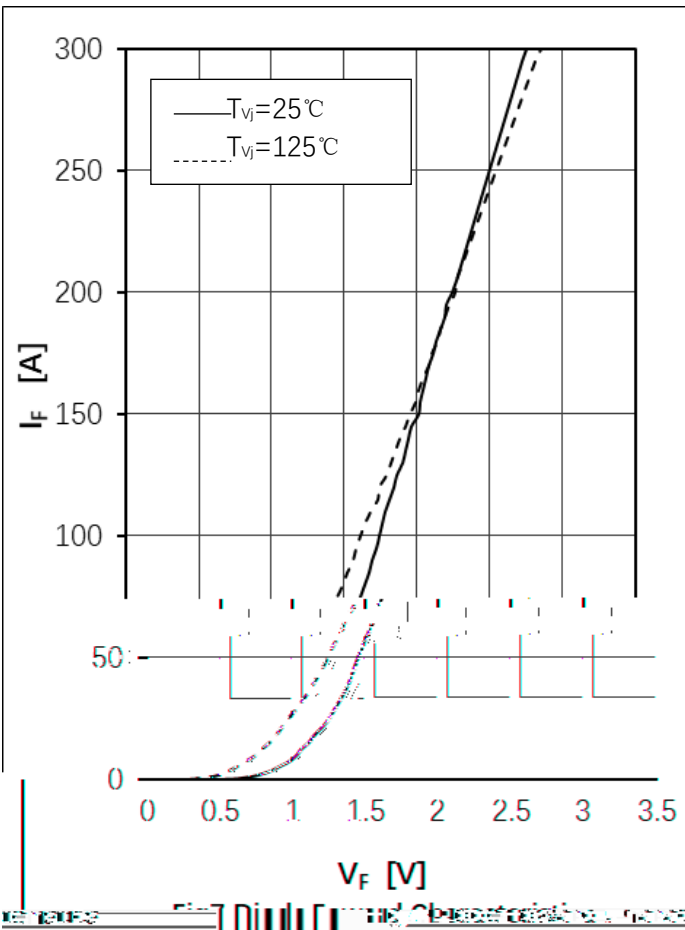
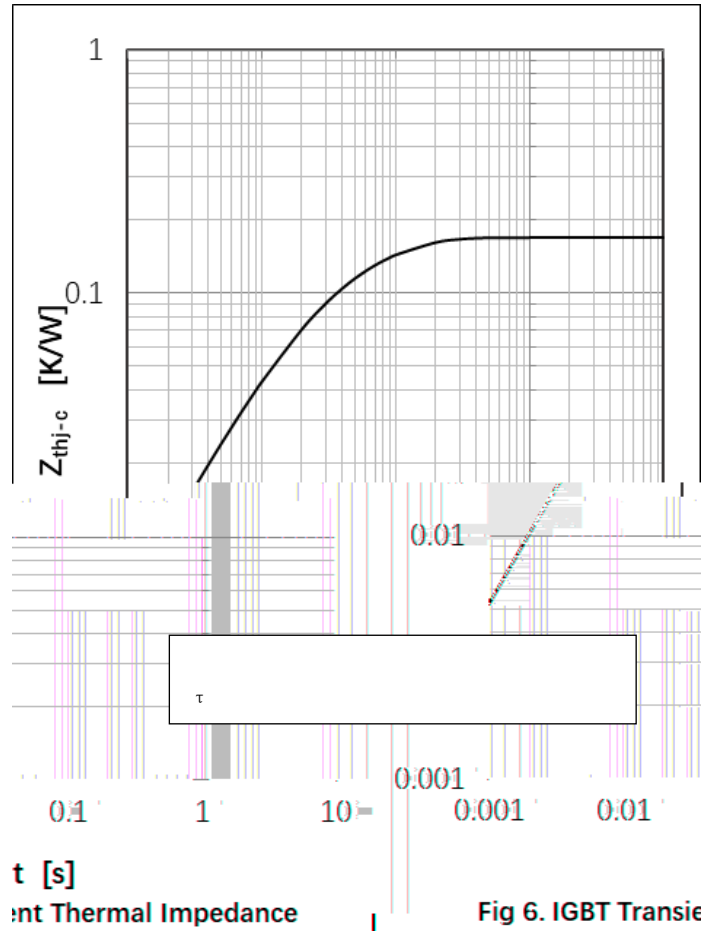
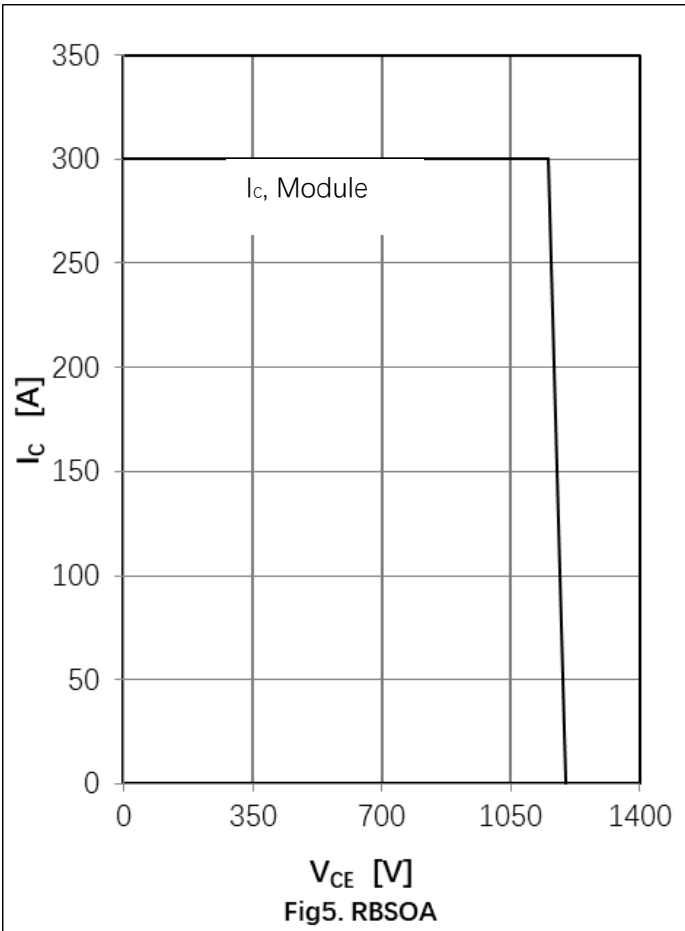
$V_{cc}=600\text{V}$   
 $R_G=5.1\text{ohm}$   
 $V_{GE}=\pm 15\text{V}$   
 $T_{vj}=125^{\circ}\text{C}$

— Eon  
- - - Eoff

$V_{cc}=600\text{V}$   
 $I_c=150\text{A}$   
 $V_{GE}=\pm 15\text{V}$   
 $T_{vj}=125^{\circ}\text{C}$



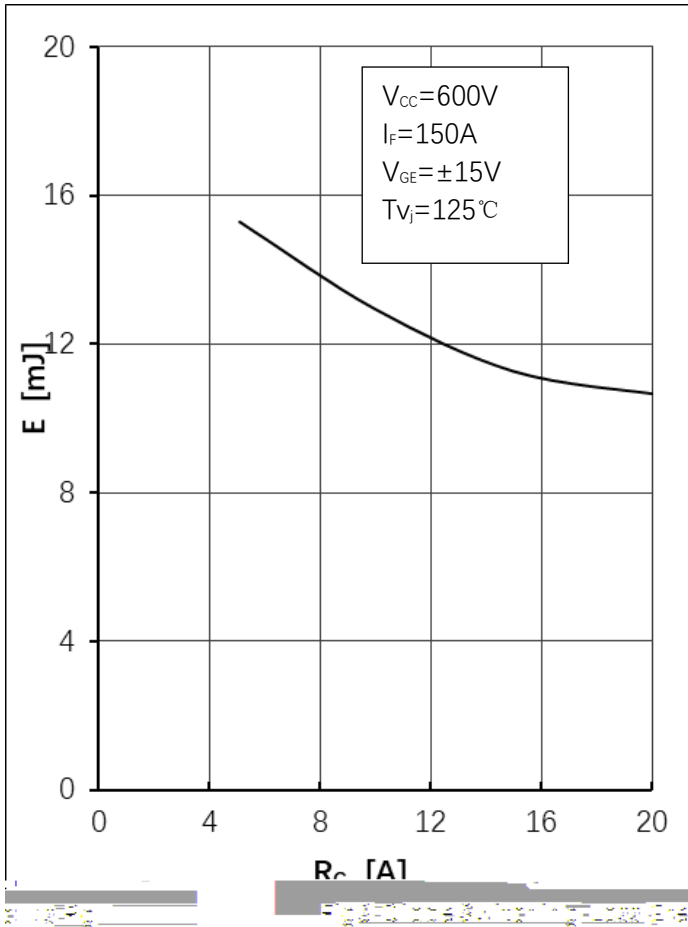
# MG150HF12TLC1



$V_{cc}=600V$   
 $R_G=5.1ohm$   
 $V_{GE}=\pm 15V$   
 $T_{vj}=125^\circ C$



# MG150HF12TLC1

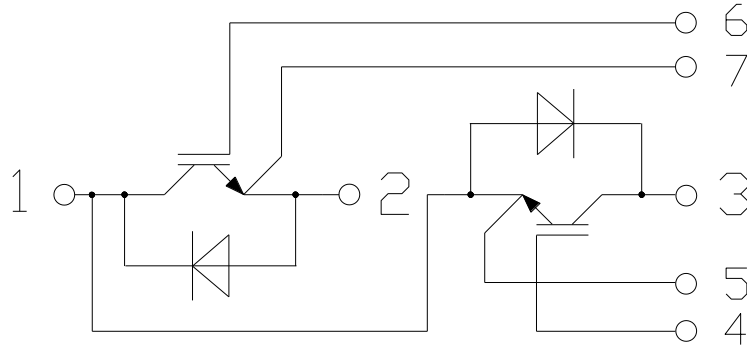


τ



# MG150HF12TLC1

## ● Circuit Diagram



## ● Package Outline Information

Dimensions in Millimeters

